



# Market Update – COVID-19

July 27, 2020 Close unless otherwise stated

The opinions referenced are sourced from Aon as of the date of publication and are subject to change due to changes in the market or economic conditions and may not necessarily come to pass. Information contained herein is for informational purposes only and should not be considered investment advice. **Past performance is not a guarantee of future results.**

# Our Views

- Markets have bounced back sharply as signs of an easing virus trajectory across major developed economies and unprecedented fiscal and monetary stimulus measures have boosted markets. However, rising cases in the US and elsewhere is a risk for equity markets.
- As a sharp economic recovery appears to be priced into markets already, sustainable gains from here look much more difficult with valuations looking stretched. Near-term economic data looks better, but this reflects a bounce from the March/April lows.
- Bond yields remain at rock bottom levels, as global QE programmes and policy interest rates hold yield curves down. This is unlikely to change over the medium-term.

## Actions for client portfolios

- **Market appreciation has ruled out scope to add to equity portfolios. For those seeking to strategically de-risk equity allocations, current conditions are shaping up to be an opportunity.** We do not believe large market falls are necessarily imminent, but support for a further sustained gain in markets is low.
- **Credit risk remuneration has been falling as spreads move towards our long-term fair values. Our views are now moving towards a more neutral stance versus gilts and other government bonds on our medium-term view horizon.** We recognise that income focused investors need credit exposure to meet strategic income generation objectives, and market conditions remain constructive for those taking longer-term horizons.
- **Diversification has paid off during volatile market conditions, and we believe they retain an important role in portfolios given the degree of market uncertainty.** Any onset of market weakness or higher volatility will improve the case for using diversifiers as a funding source for adding risk to portfolios.
- **Duration positions should be taken with care.** A mild underweight looks reasonable, but we do not believe it is likely that yields will move up very much even after the pandemic has passed. Hedge ratios should be managed accordingly.

## What we are watching:

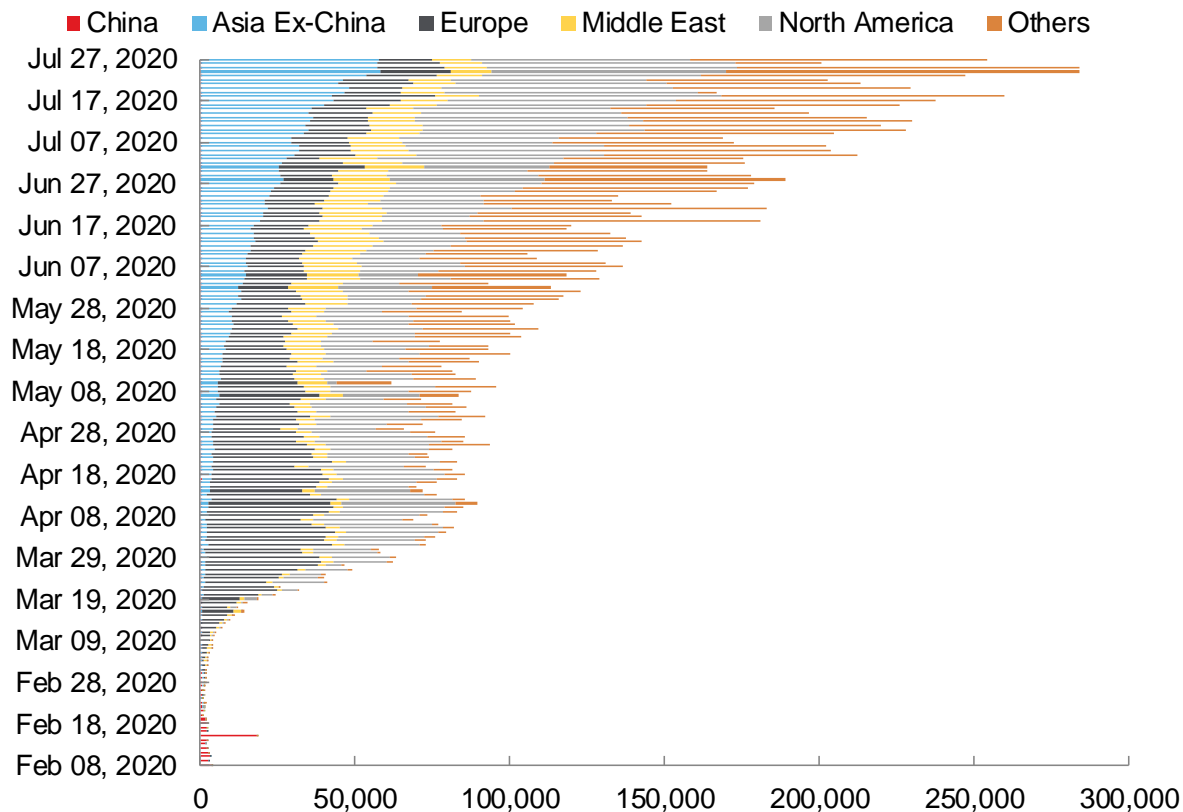
- Signposts for the duration of global economic weakness. We continue to expect a relatively low octane economic recovery when lockdown restrictions are lifted. More confidence here would help the case for adding risk to portfolios.
- The scale of valuation adjustments in equities and credit, alongside technical and sentiment indicators pointing to a more sustainable market recovery.

# COVID-19 Update

## Current Situation (27 July 2020)

Global	
Confirmed Cases	16,114,449
Deaths	646,641
Europe	
Confirmed Cases	3,234,043
Deaths	210,518
United States	
Confirmed Cases	4,148,011
Deaths	145,727

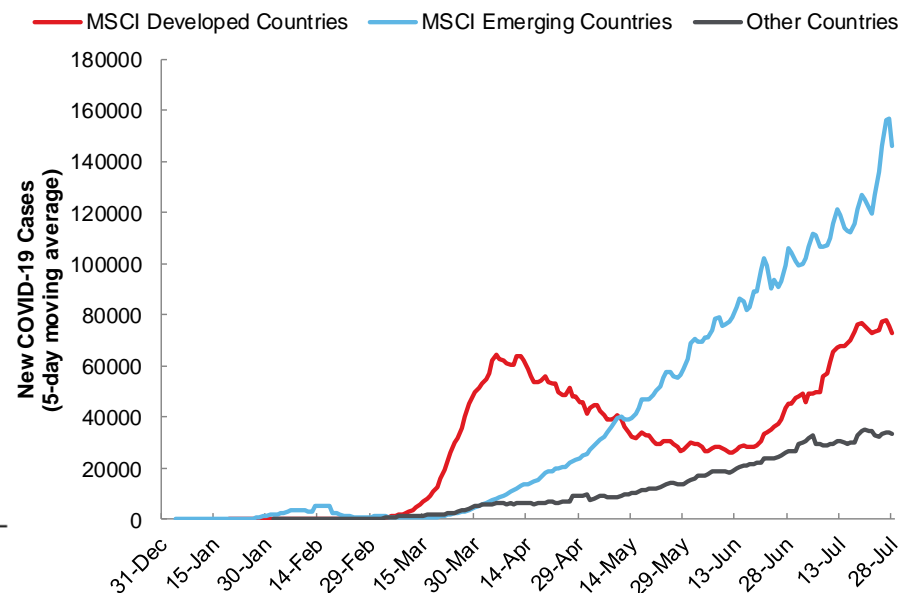
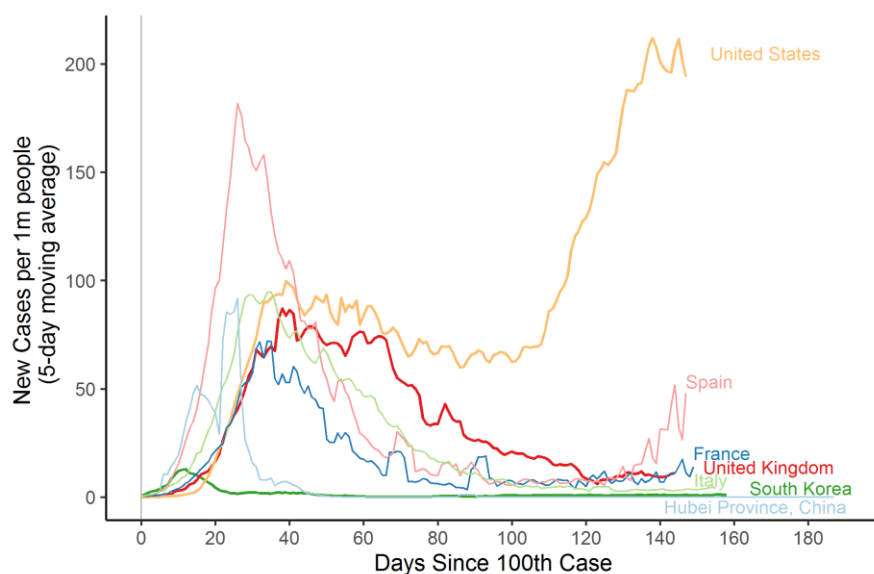
## New COVID-19 Cases



Source: FactSet, World Health Organization, National Health Authorities. Regions not shown above has been categorized under "Other".

# COVID-19 Virus Trajectory

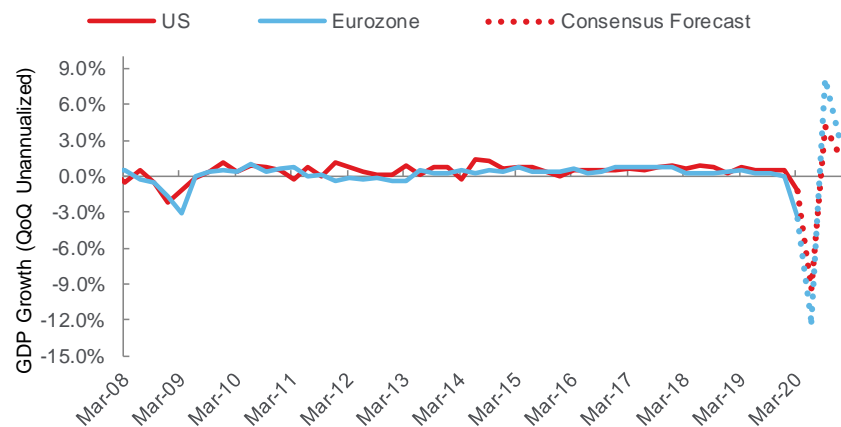
- The lockdowns appeared to have been effective in containing the first wave outbreaks across developed economies, but a new spike in cases in the US highlights the difficulty of keeping the virus under control without shutting the economy down for a prolonged period
- Signs of a “flatter” virus trajectory across major developed economies have helped markets to rebound from its mid-March lows. However, infection rates remain high amongst some emerging market economies, whilst rising cases in the US could also put the equity market recovery at risk.



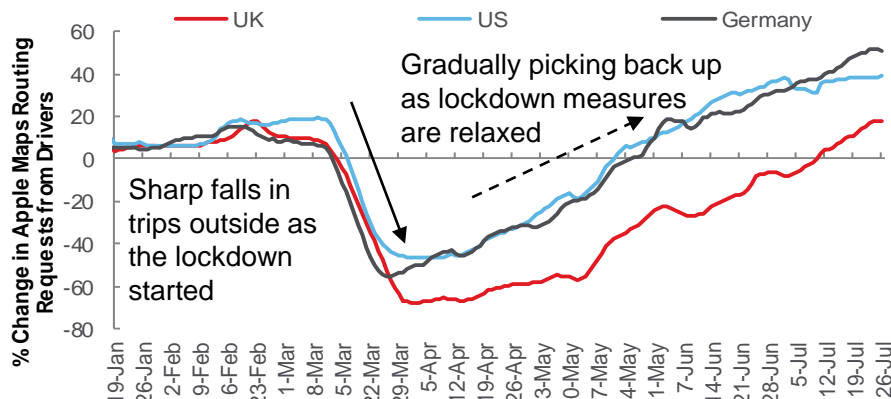
Source: Aon, MSCI, European Centre for Disease Prevention and Control, Hubei Province data sourced from John Hopkins University.  
Data as at 27 July 2020.

# A historically bad recession, but markets are pricing in a sharp recovery

**Q2's GDP contraction is expected to be the worst on record, but economists are expecting a sharp rebound in Q3**



**Apple Maps data point to some improvement in transport activity**



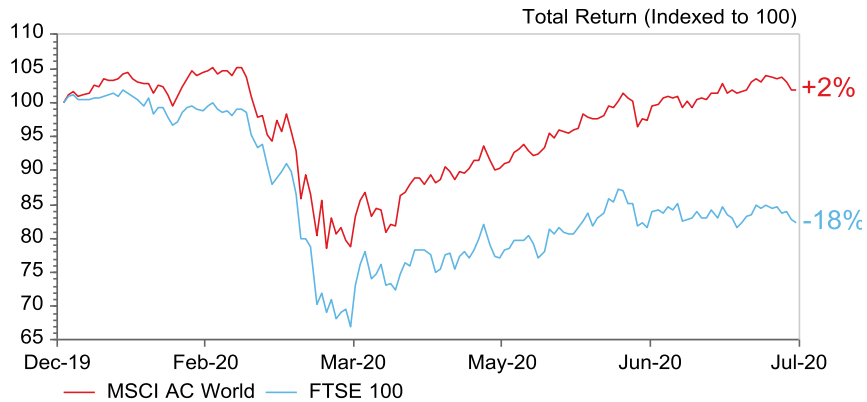
28 July 2020

Aon Solutions UK Limited is authorised and regulated by the Financial Conduct Authority.

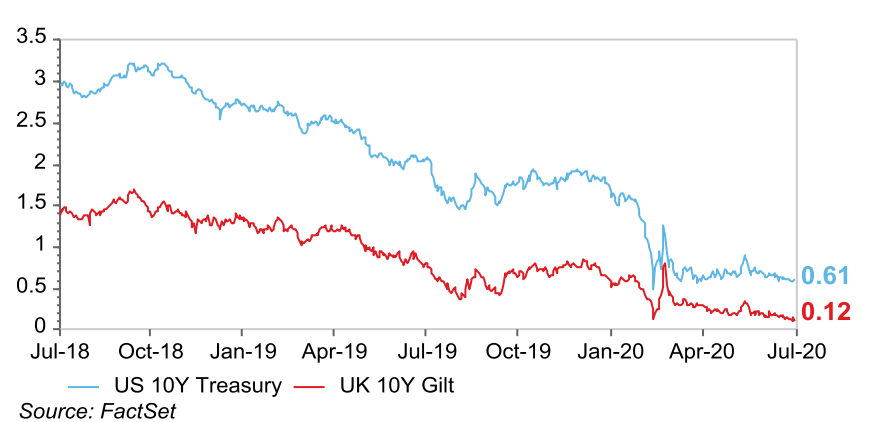
- The “Great Lockdown” looked to have been effective so far in containing the spread of COVID-19, but at the expense of what’s likely to be the worst recession in generations
- The scale of the economic damage is starting to become apparent
  - The US unemployment rate hit a peak of 14.7% in April, the highest level since the Great Depression in the 1930s, before falling back over May and June.
  - The UK GDP fell by 20.4% in April alone, three times greater than the contraction recorded over the whole of the 2008-09 Global Financial Crisis.
- The length and severity of the recession will depend on how quickly things can get back to normal
  - Many parts of Europe and the US have relaxed their lockdown measures. However, many US states have suspended or reversed reopening plans amidst a new spike in US coronavirus cases
  - Getting back to normal would likely take a long time. Social distancing would likely persist even if official lockdown measures ended
  - A severe “second wave” outbreak is a risk, and if the virus starts escalating again another lockdown may be needed

# Market Reactions

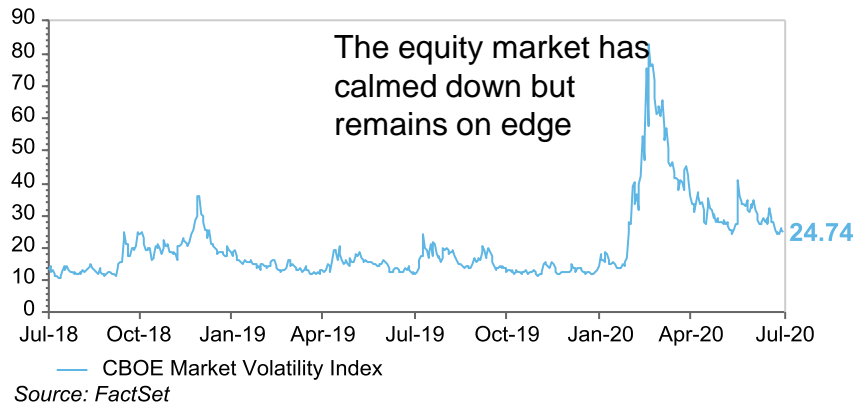
**Equity Market YTD (GBP terms)**



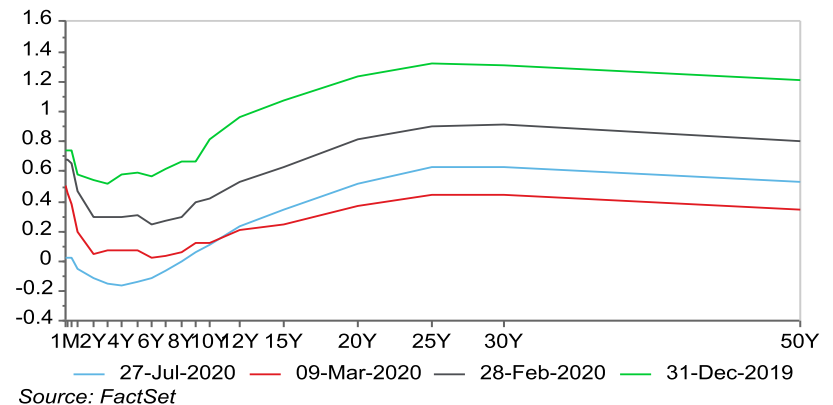
**Government Bond Yields (%)**



**VIX**



**UK Gilt Yield Curve**



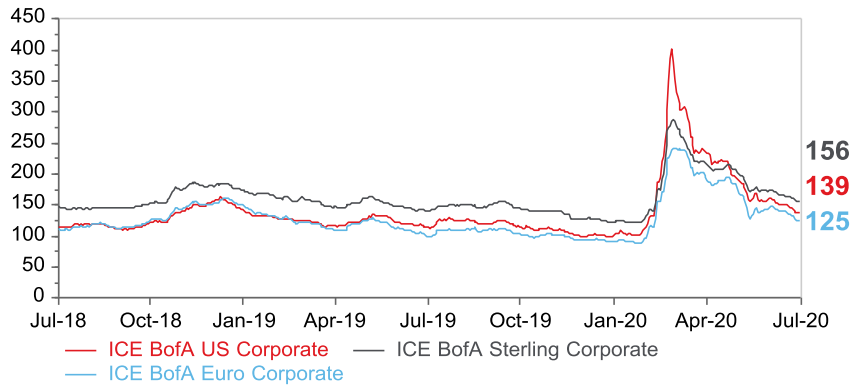
Past performance is no guarantee of future results.

28 July 2020

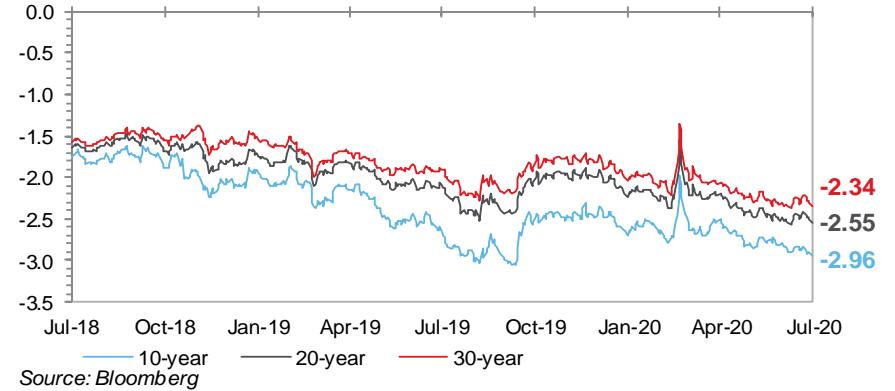
Aon Solutions UK Limited is authorised and regulated by the Financial Conduct Authority.

# Market Reactions

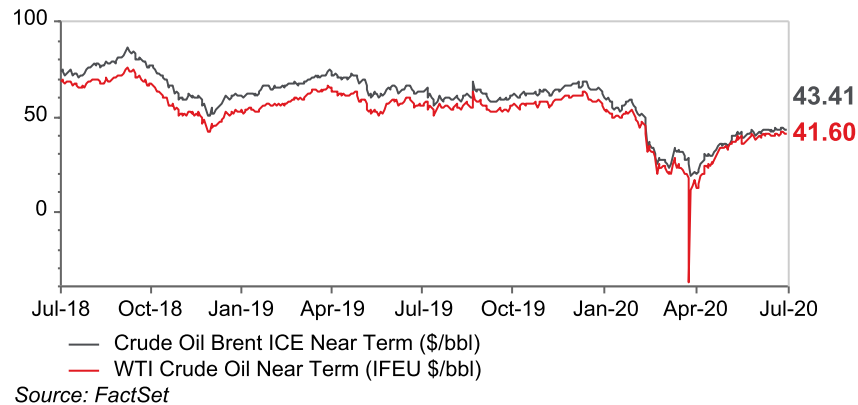
**Investment Grade Credit Spreads (bps)**



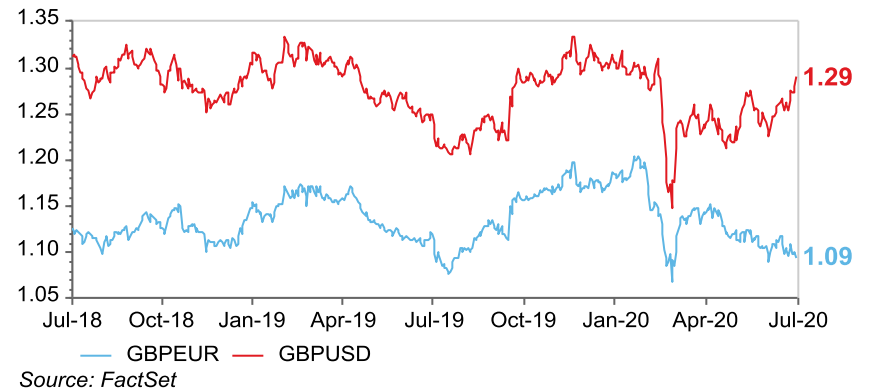
**Real Yields (%)**



**Crude Oil Spot Price**



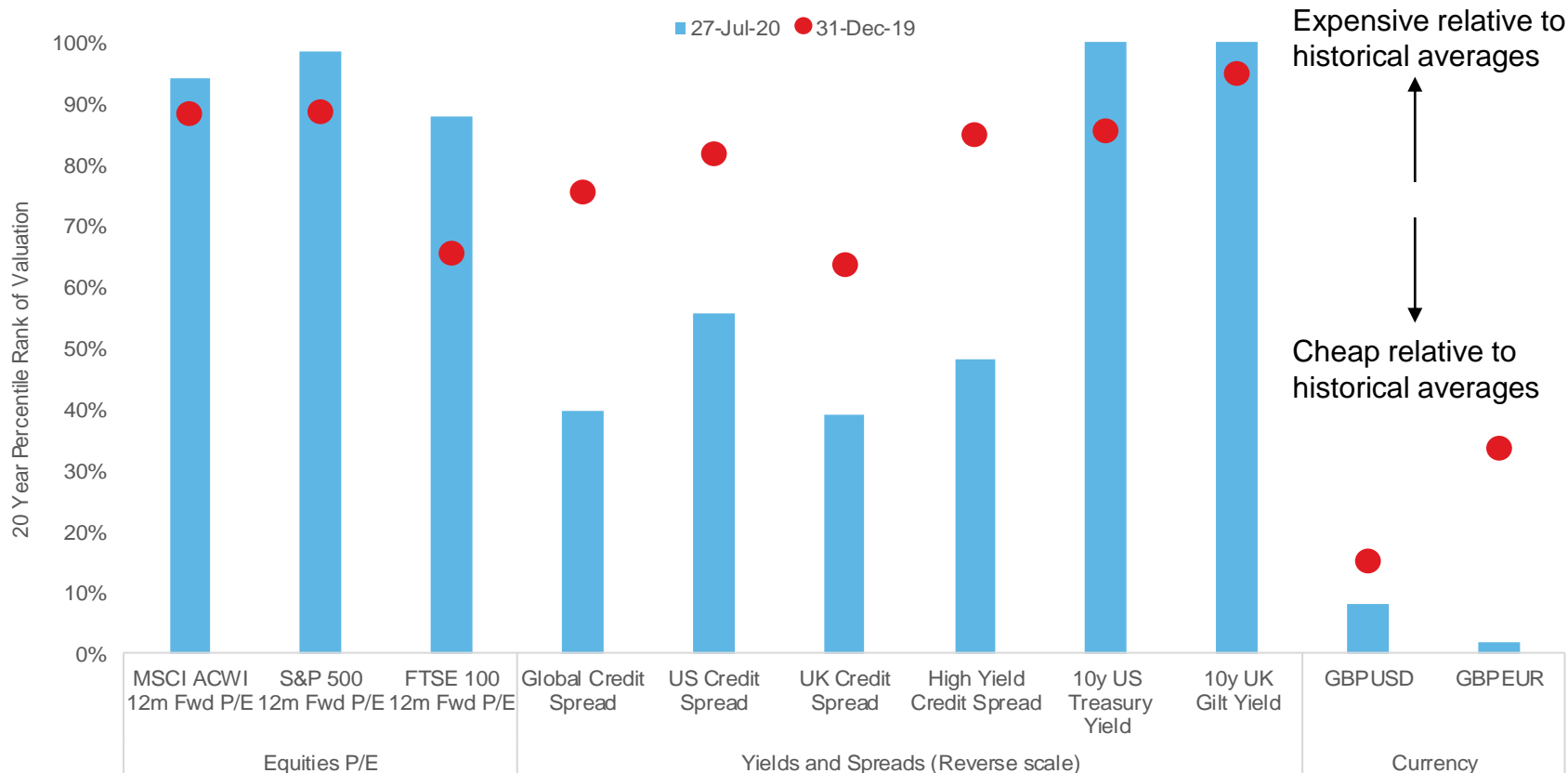
**Sterling Exchange Rate**



Past performance is no guarantee of future results.

# Market Valuations

Equity markets are looking expensive when valued using near-term forward earnings, but markets appear to be looking through near-term weaknesses. Note that forward looking measures of value may be using stale estimates, as the economic impact is so uncertain.



Source: Aon, Factset

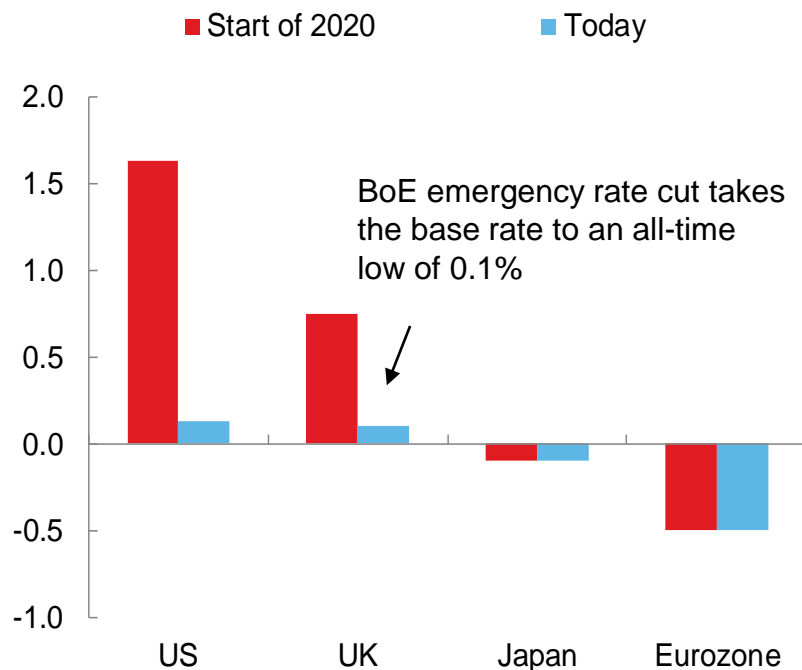
Notes: Valuations used: Equity markets = Next Twelve Month PE Ratio, Credit Spread = Option Adjusted Spread, Treasury Yield = Yield To Maturity



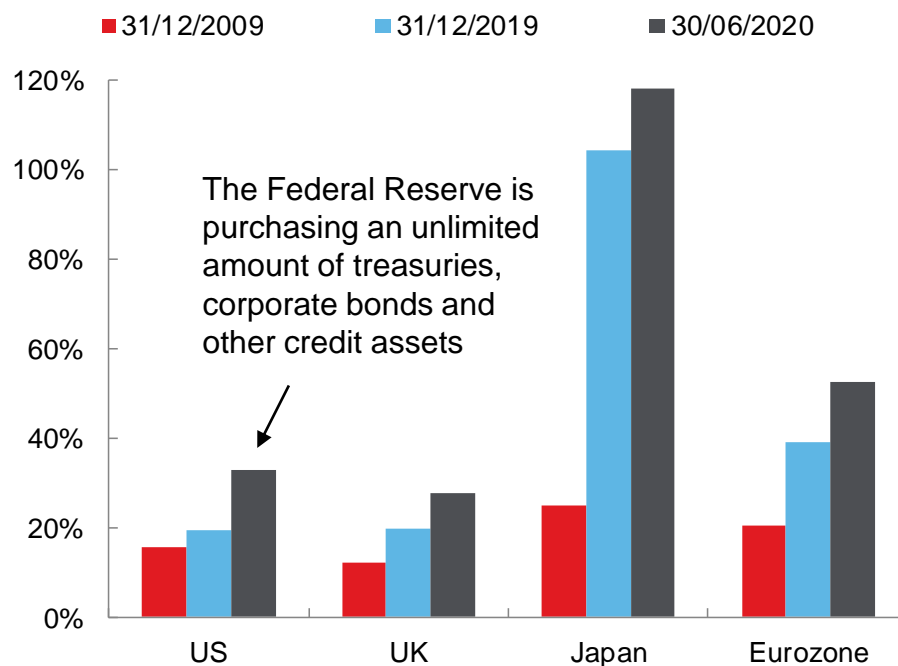
# Central Bank Actions

- Where possible central banks around the world have eased policy, but with rates being low there is a limit.
- Unprecedented new quantitative easing measures have been announced to provide further monetary stimulus.

## Central Bank Policy Rates (%)



## Central Bank Balance Sheets as % of GDP



Source: Aon, Bloomberg, FactSet. Balance sheets to GDP ratios as at 30/6/2020 have been calculated using GDP figures from the end of 2019. Past performance is no guarantee of future results.

## Announced Fiscal Packages

<b>USA</b>	<ul style="list-style-type: none"><li>▪ Congress has passed a c.\$2 trillion fiscal stimulus package. The package expands jobless benefits and provides direct transfers of up to \$1,200 for Americans earning less than \$75,000 per year</li></ul>
<b>UK</b>	<ul style="list-style-type: none"><li>▪ £330bn in loans and £20bn in other aids have been announced to provide help to businesses.</li><li>▪ The government has agreed to cover 80% of salary for employees who are unable to work due to coronavirus related shutdowns.</li><li>▪ The Summer Statement outlined further spending plans, including a £1,000 bonus to re-hire furloughed employees and a VAT cut for the hospitality industry.</li></ul>
<b>Japan</b>	<ul style="list-style-type: none"><li>▪ Japan has approved a c.\$1 trillion fiscal stimulus package.</li><li>▪ A variety of small fiscal measures have also been passed, including two small business loan bills totaling \$20bn.</li></ul>
<b>Eurozone</b>	<ul style="list-style-type: none"><li>▪ A €750bn recovery fund has been agreed. The proposed package will be funded by issuing mutualized EU debt.</li><li>▪ Germany have launched a €156bn supplementary budget and have launched a loan guarantee program worth up to €950bn (c.28% of its GDP).</li><li>▪ France has announced emergency fiscal spending of up to €110bn.</li></ul>

# Appendix

BLOOMBERG® is a trademark and service mark of Bloomberg Finance L.P. and its affiliates (collectively "Bloomberg"). BARCLAYS® is a trademark and service mark of Barclays Bank Plc (collectively with its affiliates, "Barclays"), used under license. Bloomberg or Bloomberg's licensors, including Barclays, own all proprietary rights in the Bloomberg Barclays Indices. Neither Bloomberg nor Barclays approves or endorses this material, or guarantees the accuracy or completeness of any information herein, or makes any warranty, express or implied, as to the results to be obtained therefrom and, to the maximum extent allowed by law, neither shall have any liability or responsibility for injury or damages arising in connection therewith.

London Stock Exchange Group plc and its group undertakings (collectively, the "LSE Group"). © LSE Group 2020. FTSE Russell is a trading name of certain of the LSE Group companies. FTSE®, Russell®, FTSE Russell®, MTS®, FTSE4Good®, ICB®, Mergent®, The Yield Book®, is/are a trade mark(s) of the relevant LSE Group companies and is/are used by any other LSE Group company under license. All rights in the FTSE Russell indexes or data vest in the relevant LSE Group company which owns the index or the data. Neither LSE Group nor its licensors accept any liability for any errors or omissions in the indexes or data and no party may rely on any indexes or data contained in this communication. No further distribution of data from the LSE Group is permitted without the relevant LSE Group company's express written consent. The LSE Group does not promote, sponsor or endorse the content of this communication.

The MSCI information may only be used for your internal use, may not be reproduced or disseminated in any form and may not be used as a basis for or a component of any financial instruments or products or indices. None of the MSCI information is intended to constitute investment advice or a recommendation to make (or refrain from making) any kind of investment decision and may not be relied on as such. Historical data and analysis should not be taken as an indication or guarantee of any future performance analysis, forecast or prediction. The MSCI information is provided on an "as is" basis and the user of this information assumes the entire risk of any use made of this information. MSCI, each of its affiliates and each other person involved in or related to compiling, computing or creating any MSCI information (collectively, the "MSCI Parties") expressly disclaims all warranties (including, without limitation, any warranties of originality, accuracy, completeness, timeliness, non-infringement, merchantability and fitness for a particular purpose) with respect to this information. Without limiting any of the foregoing, in no event shall any MSCI Party have any liability for any direct, indirect, special, incidental, punitive, consequential (including, without limitation, lost profits) or any other damages. ([www.msci.com](http://www.msci.com))

This document and any enclosures or attachments are prepared on the understanding that it is solely for the benefit of the addressee(s). Unless we provide express prior written consent, no part of this document should be reproduced, distributed or communicated to anyone else and, in providing this document, we do not accept or assume any responsibility for any other purpose or to anyone other than the addressee(s) of this document.

Notwithstanding the level of skill and care used in conducting due diligence into any organisation that is the subject of a rating in this document, it is not always possible to detect the negligence, fraud, or other misconduct of the organisation being assessed or any weaknesses in that organisation's systems and controls or operations.

This document and any due diligence conducted is based upon information available to us at the date of this document and takes no account of subsequent developments. In preparing this document we may have relied upon data supplied to us by third parties (including those that are the subject of due diligence) and therefore no warranty or guarantee of accuracy or completeness is provided. We cannot be held accountable for any error, omission or misrepresentation of any data provided to us by third parties (including those that are the subject of due diligence). This document is not intended by us to form a basis of any decision by any third party to do or omit to do anything.

Any opinions or assumptions in this document have been derived by us through a blend of economic theory, historical analysis and/or other sources. Any opinion or assumption may contain elements of subjective judgement and are not intended to imply, nor should be interpreted as conveying, any form of guarantee or assurance by us of any future performance. Views are derived from our research process and it should be noted in particular that we cannot research legal, regulatory, administrative or accounting procedures and accordingly make no warranty and accept no responsibility for consequences arising from relying on this document in this regard.

Calculations may be derived from our proprietary models in use at that time. Models may be based on historical analysis of data and other methodologies and we may have incorporated their subjective judgement to complement such data as is available. It should be noted that models may change over time and they should not be relied upon to capture future uncertainty or events.

---

Aon Solutions UK Limited

Aon Solutions UK Limited is authorised and regulated by the Financial Conduct Authority.

Registered in England & Wales No. 4396810

Registered office:

The Aon Centre | The Leadenhall Building | 122 Leadenhall Street | London | EC3V 4AN

To protect the confidential and proprietary information included in this material, it may not be disclosed or provided to any third parties without the prior written consent of Aon Solutions UK Limited.

Aon Solutions UK Limited does not accept or assume any responsibility for any consequences arising from any person, other than the intended recipient, using or relying on this material.

Copyright © 2020 Aon Solutions UK Limited. All rights reserved.